



FEEDER MACHINE AMFLEX

1 or 2 lanes feeder with 2,3 or 4 station



Ergomic 2, 3 or 4 stations, 1 or 2 lane feeder

Specifications

Standard Feature

- High quality feeder
- Suction under feeding belts
- Automatic speed synchronisation with the ironer
- Touchscreen panel
- 100 free programmable programs
- Adjustable spreading tension per program
- Adjustable clamp heights
- Automatic start of the clamp
- Inlet rollers above the suction box
- Preparation for M.I.S
- Photocells face down
- Spreading knife in suction box
- Spreading brushers in suction box
- Acoustical warning alarm
- Servo controlled spreading
- Inlet conveyor speed reduction

Optional

- Working width up to 4100mm.
- Adjustable vacuum suction box
- Stretch conveyor
- Ironer protection
- Inspection light in front of machine
- Stain and tears
- Automatic ironer speed control from feeder
- Lifting device
- Spare parts kit
- Special color
- Other options on request

Technical information

Specifications

Electrical

- Voltage : 3x 400V+N+PE / 50Hz
- Power : 3kW, Fuses 16A

Pneumatic

- Pressure : 6-10 Bar
- Consumption : 3.000NI/1000 sheets
- Connection : 3/8" (1/2" tube)

Miscellaneous

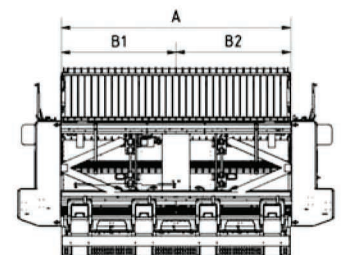
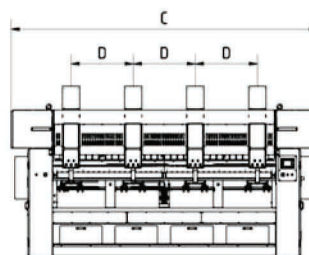
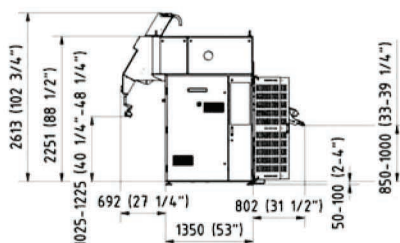
- Noise level : 75dBA
- Speed : 8 up to 50 m/min

Production Materials Sheets

- Sheets, table linen, draw sheets, etc.
- Max. size 1 lane : 3.3m x working width
- Min. size 1 lane : 0.9m x 0.9m

Specification and Design subject to change without notice
Additional options : Consult factory or distributor

	Working width A	C	B1	B2	D
1 lane	3000 [118 1/8"]	4170 [164 1/5"]			3 = 1200 [47 1/4"] - 4 = 950 [37 1/2"]
	3300 [130"]	4170 [164 1/5"]			3 = 1200 [47 1/4"] - 4 = 950 [37 1/2"]
	3500 [137 4/5"]	4620 [181 7/8"]			3 = 1425 [56"] - 4 = 950 [37 1/2"]
	3700 [145 2/3"]	4620 [181 7/8"]			3 = 1425 [56"] - 4 = 950 [37 1/2"]
2 lane	3000 [118 1/8"]	4682 [184 1/4"]	1500 [59"]	1500 [59"]	3 = 1200 [47 1/4"] - 4 = 950 [37 1/2"]
	3300 [130"]	4682 [184 1/4"]	1650 [65"]	1650 [65"]	3 = 1200 [47 1/4"] - 4 = 950 [37 1/2"]
	3500 [137 4/5"]	5070 [199 1/2"]	1725 [68"]	1725 [68"]	3 = 1425 [56"] - 4 = 950 [37 1/2"]
	3700 [145 2/3"]	5070 [199 1/2"]	1875 [73 4/5"]	1875 [73 4/5"]	3 = 1425 [56"] - 4 = 950 [37 1/2"]



Distributed by : K.H.T Central Supply Co.,Ltd. Bangkok, Thailand.

Phone: +66(0)2249-1026 Fax: +66(0)2249-5114

www.khtcs.com Email: sales@khtcs.com